

EC 46 *XSafe*

Self Contained Ice Machine 25 kg

Item #:
Project:
Quantity:



FEATURES

- Produces individual Gourmet crystal clear supercubes.
- Resistant stainless steel exterior. Simple and reliable electromechanic controls.
- Front panel in and out airflow (air cooled model only) for built-in installation.
- Front access condenser air filter, removable and washable (air cooled model only).
- Easily accessible front ON-OFF switch. Routine maintenance visible alarm light on front panel.
- Ergonomically designed ice storage access, with disappearing door. Door-closing movement dampening system.
- Water system protected by patented anti-scale system.
- PWD - Progressive Water Discharge: pumps excess residual water up to a distance of 15 meters.
- Legs are not included and must be ordered separately as an accessory.
- XSafe: natural sanitation system, integrated inside the ice maker and operating automatically 24/7 to keep equipment clean & safe.

Self Contained Ice Machine 25 kg



EC M 46
Medium Gourmet 20 g
Ø 30 x H 34 mm

CONDENSING SYSTEM

Air cooled
Water cooled

REFRIGERANT GAS

R134a

INTERNAL BIN CAPACITY

9 kg

VOLTAGE V/Hz/ph

230/50/1
230/60/1

CERTIFICATIONS



OPERATING REQUIREMENTS

	Minimum	Maximum
Air temperature	10	43
Water temperature	5	38
Water pressure	1 bar (14 psi)	5 bar (70 psi)
Electrical voltage	-10%	+10%

IMPORTANT NOTICE:
Models and specifications are subject to change without notice.
This spec sheet is meant for commercial purpose only.
For technical documentation please refer to our service manuals.

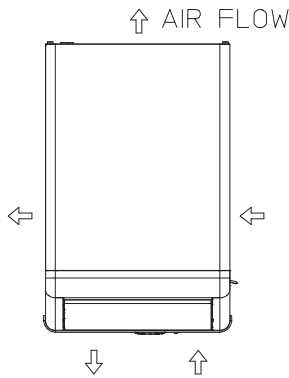
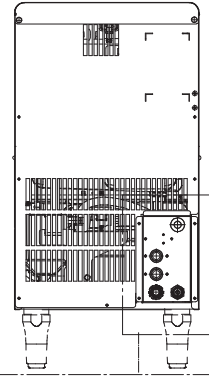
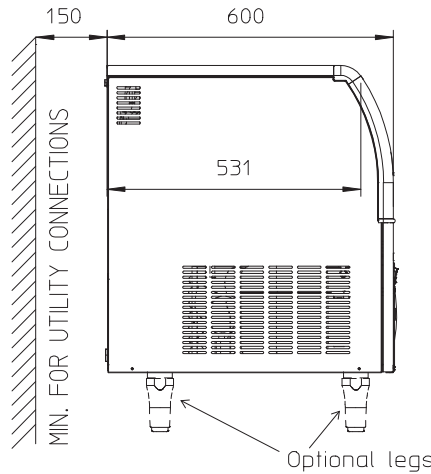
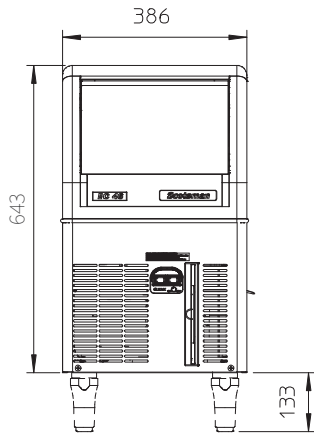
www.scotsman-ice.it
www.scotsman-ice.com

EC 46 XSafe

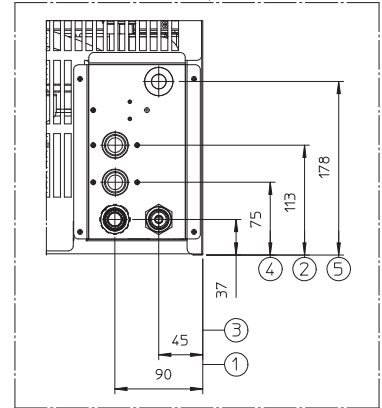
Self Contained Ice Machine 25 kg

Item #:
Project:
Quantity:

Self Contained Ice Machine 25 kg



- UNIT OF MEASUREMENT: mm
- 12/16" OD - WATER OUTLET
 - 3/4" GAS - WATER INLET
 - 3/4" GAS - WATER OUTLET
WATER COOLED UNIT ONLY
 - 3/4" GAS - WATER INLET
WATER COOLED UNIT ONLY
 - CORD SET



UNIT DATA		SHIPPING DATA									
Size (W x D x H)	386 x 600 x 645 mm	Carton (W x D x H)	460 x 670 x 760 mm								
Net weight	37 kg	Weight	44 kg								
		24 h ice production kg °C Amb. / °C Water			Energy consumption (*)		Water usage (*)	Instant power	Compressor	Circuit wires	Max. fuse size
Version	Voltage	10°C/10°C	21°C/10°C	32°C/21°C	kWh/100 kg	kWh/24h	l/h	W	W	No. x Ømm²	A
ECM 46 AS	230/50/1	25	23	19	40.8	8.0	3.2	350	800	3 x 1.5	10
ECM 46 WS	230/50/1	25	23	21	31.0	6.5	27.3	350	800	3 x 1.5	10
ECM 46 AS	230/60/1	25	24	20	42.3	8.3	3.4	450	900	3 x 1.5	10

(*) Data refer to 32°C Amb. / 21°C Water temperature conditions